
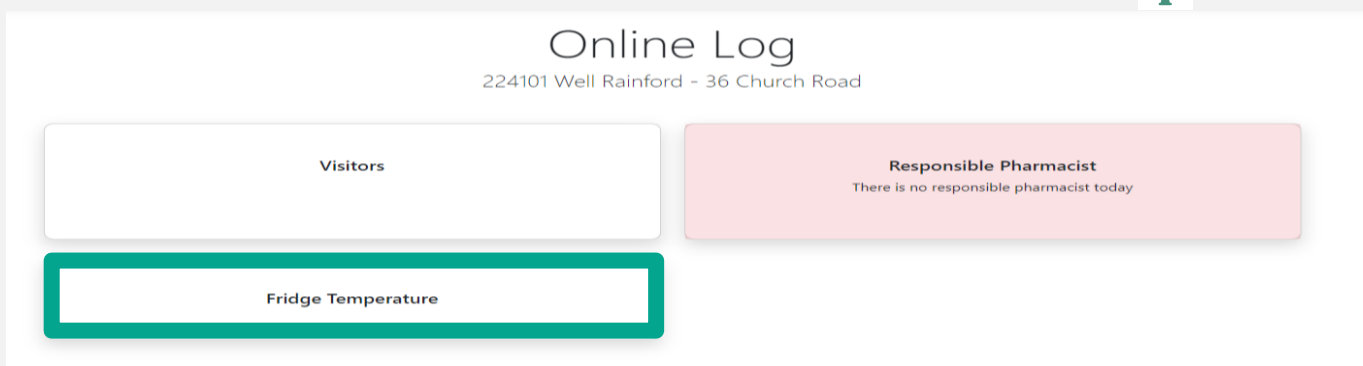


Online Log guidance

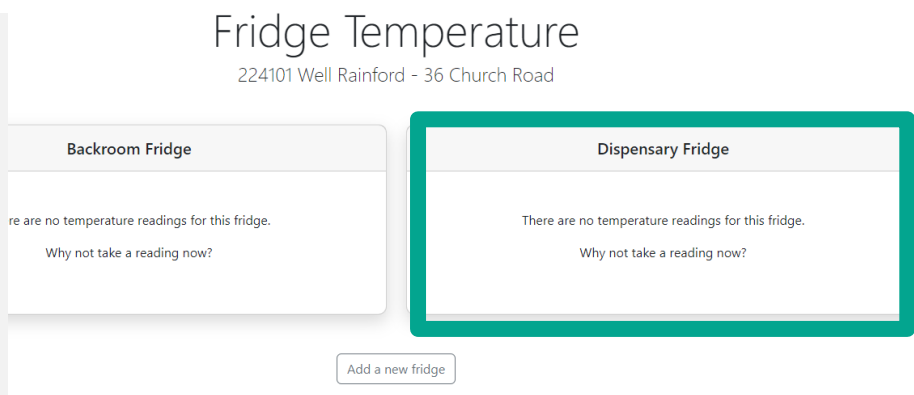
Fridge Temperature Log



Fridge temperatures must be recorded once every day to continue to monitor the temperature of the medication/products inside the fridge(s). If fridge temperatures are outside of the threshold the integrity of the fridge contents is at risk of being compromised. You can access the fridge temperature online log on any computer, till or Samsung device in your pharmacy by select the Online Log App icon. 



Select the 'Fridge Temperature' tab on the online log homepage. On the first time accessing the Fridge Temperature tab, select 'Add new fridge' and add all fridges in your pharmacy and name them e.g. Dispensary fridge.



Dispensary Fridge - New Reading

Save Cancel

Min Temperature 2.3 °C

Max Temperature 7.8 °C

Checked By Robert

Problem Identified

No

Action Taken

None

Access each of the fridge tabs in your pharmacy and get the minimum and maximum fridge temperatures and put your name in the 'Checked By' section. If the range of temperatures is outside 2°C – 8°C refer to the RP and follow the guidance of Breaches of Pharmacy Cold Chain in SOP 18/ Stock Management Resource Pack, ensure the door is closed properly and the fridge is not overstocked. Check the fridge temperatures again before the end of the day to ensure the temperatures are within the threshold and record on the fridge temperature log. Each fridge has a report which can be accessed by select 'Report' from here a 1 year log can be viewed and printed.

Fridge Temperatures Log

Use in conjunction with Standard Operating Procedures and Best In Class guidance

[Click to watch a live demo](#)

